



Tinley Park Fire Prevention Bureau Monthly Accomplishments

February 2017 – Noted Accomplishments

The monthly report has been renamed to identify accomplishments.

- ***Carbon Monoxide Incidents*** = 5 incidents in February.

- ***Public Education:***
 - *3rd grade fire education* program; 4 schools visited, 7 classes conducted.
 - ***FIRECORPS*** 8 hours of participation in February.

- ***Inspection/Plan Review Service Goals:***
 - *100% of correspondence goal was met.*
 - *201 inspections completed in February; (Year to date: 86% of inspections scheduled).*
 - *Correspondence turn around time = 1.9 business days.*
 - *Plan review turn around time = 1.61 business days.*

- ***Top Violations in February (total violations noted):***
 - *Lack of testing document for Fire Protection/Fire Alarm testing = 33.*
 - *Improperly working exit signs/emergency lighting = 68.*
 - *Improperly maintained fire extinguishers = 20.*

- *227 training hours* logged by inspectors/investigators in February.
- *61 questionnaires* were returned by business/property owners.

Outstanding Fire Alarm Permits = 16

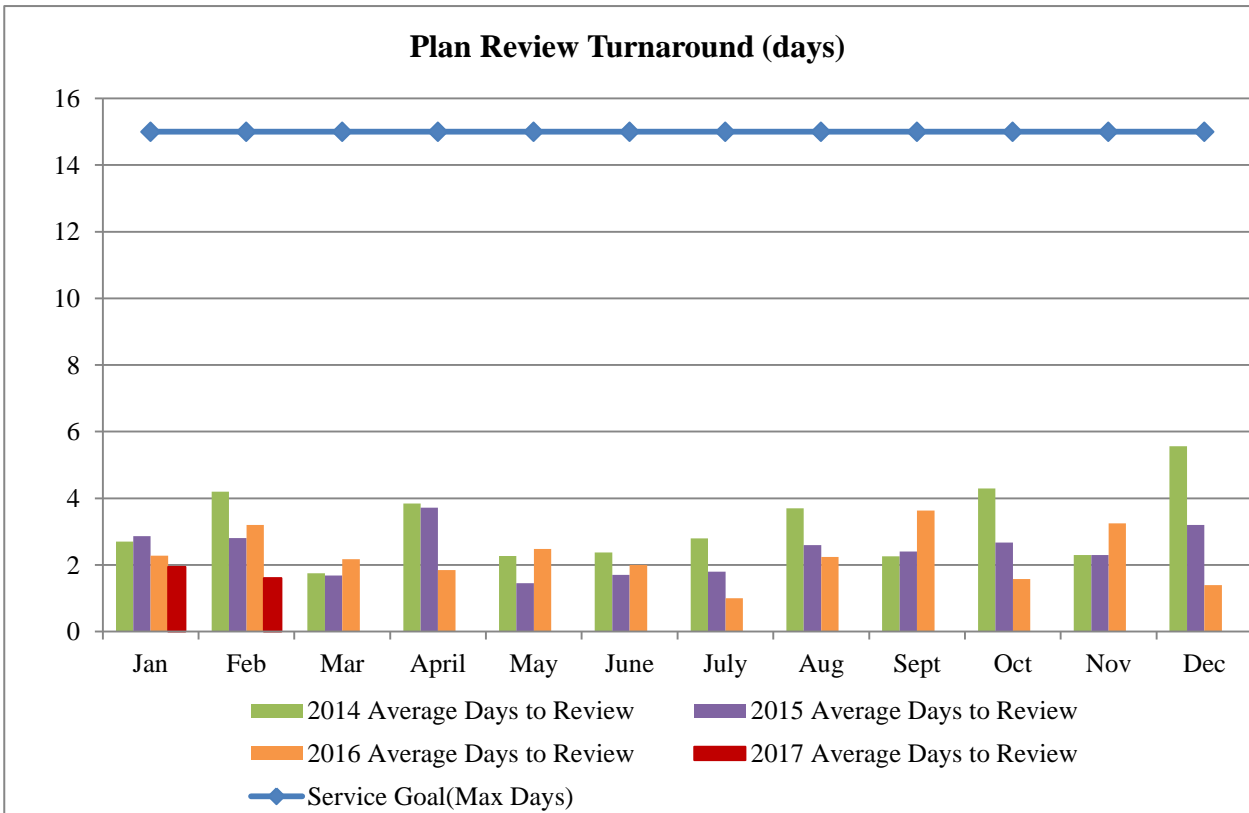
Outstanding Fire Protection Permits = 26

Plan Review Summary by Type

Plan Review Type	Jan	Feb	Mar	April	May	June	July	Aug	Sept	Oct	Nov	Dec	TOTAL
Commercial/Residential	14	20											34
Life Safety Systems	2	20											22
Pyrotechnic	0	0											0
Tent/Special Event	0	1											1
													57

0 plan review sent to ICC
 1 tent permit in for review

0 pyrotechnic displays
 2 quick permits reviewed



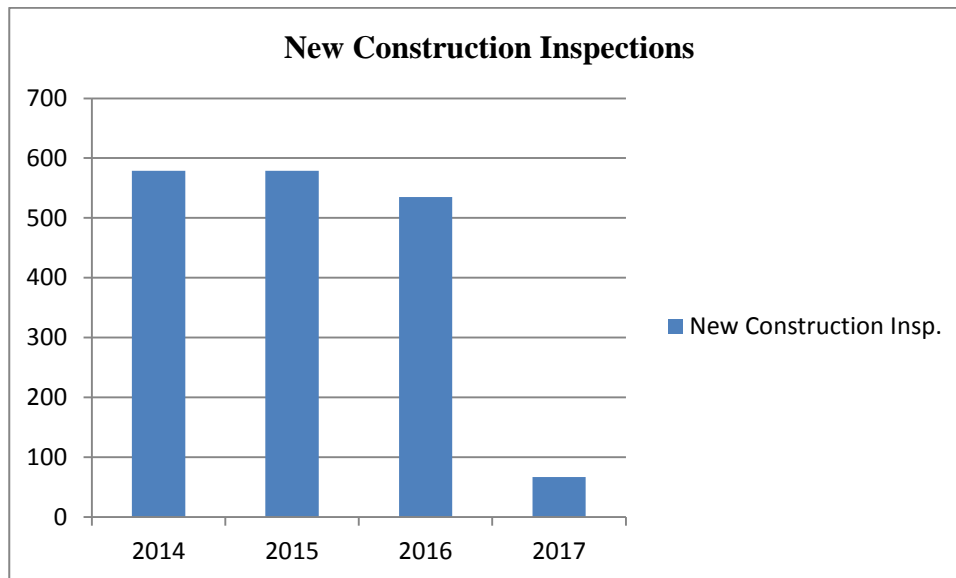
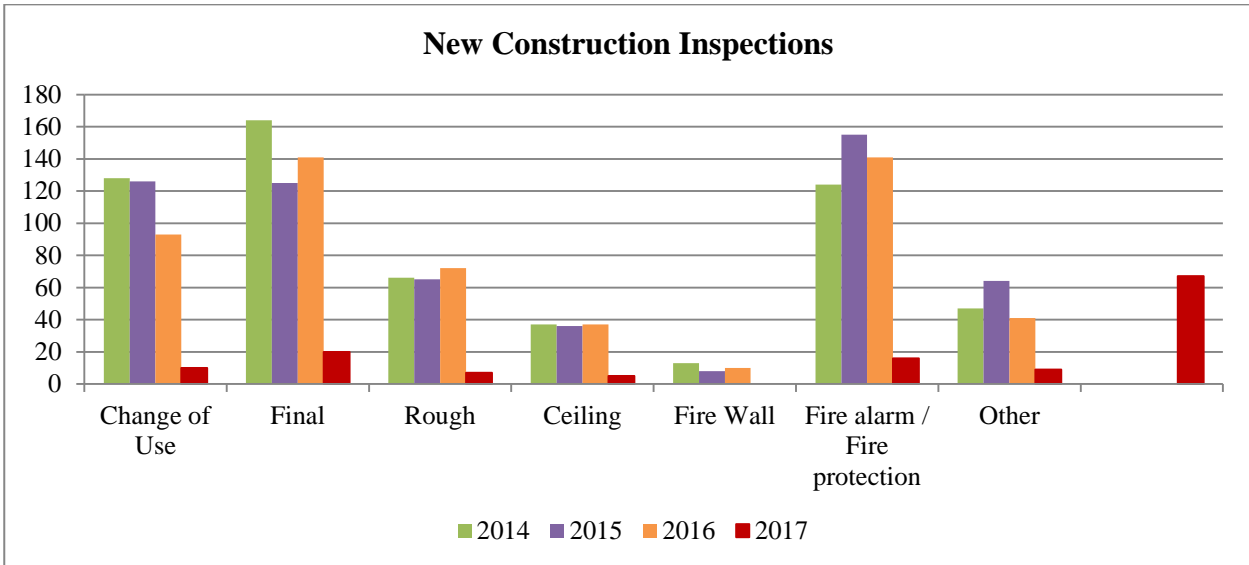
Plan Review Summary by Occupancy, Square Footage and Time Reviewed (initial review only)

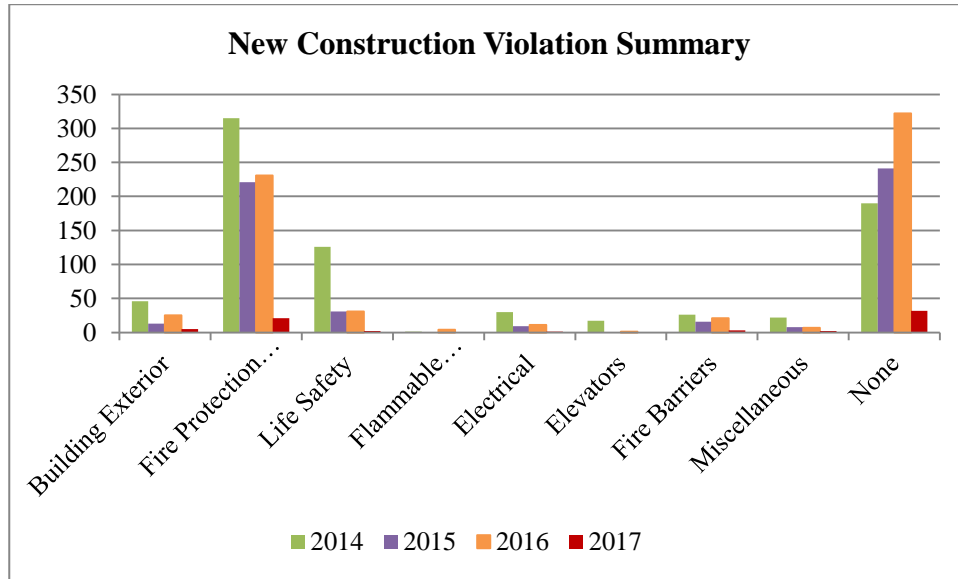
Occupancy Type/Hours	Jan	Feb	Mar	April	May	June	July	Aug	Sept	Oct	Nov	Dec	TOTAL
Assembly													
# square feet	31,346	12,866											44,212
# of hours	8.5	9.5											18
Educational													
# square feet	0	0											0
# of hours	0	0											0
Factory													
# square feet	58,310	0											58,310
# of hours	2	0											2
Institutional													
# square feet	0	0											0
# of hours	0	0											0
Mercantile													
# square feet	0	300,000											300,000
# of hours	0	3											3
Residential													
# square feet	1,000	12,940											13,940
# of hours	.75	1											1.75
Storage													
# square feet	0	0											0
# of hours	0	0											0
Miscellaneous													
# square feet	1,000	0											1,000
# of hours	.75	0											.75
Mixed Use													
# square feet	0	2,190											2,190
# of hours	0	1											1
Business													
# square feet	2,682	38,691											41,373
# of hours	2	13											15
Totals													
# square feet	94,338	366,707											461,045
# of hours	14	27.5											41.5

PERMIT PROCESS & PLAN REVIEWS (cont.)

Thirty-one (31) New Construction inspections completed in February.

52% of completed inspections did not generate any violations/corrective actions.





PERMIT PROCESS & PLAN REVIEWS (cont.)

Acceptance Testing

Number of acceptance tests	7
Scheduled/Completed in 3 business days (%)	100%

Customer evaluations received 1	Average score	5.0
MAJOR Errors = 0	MINOR Errors = 0	

Customer Evaluation Comments:

- *Everything went smooth; as usual for the TP Fire Prevention Bureau.*

Rejected Plan Reviews:

- *2 – Fire Protection permits were missing.*

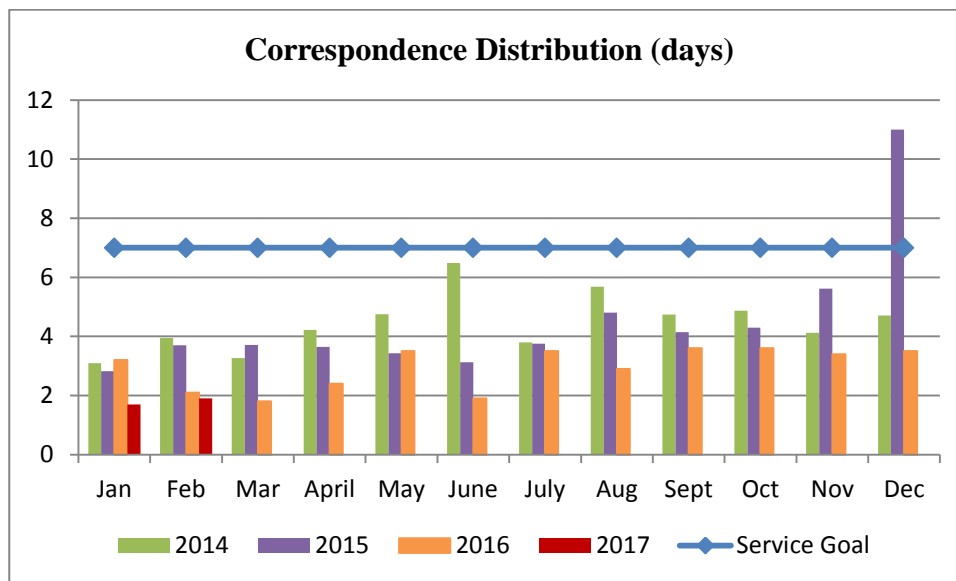
FIRE INSPECTIONS

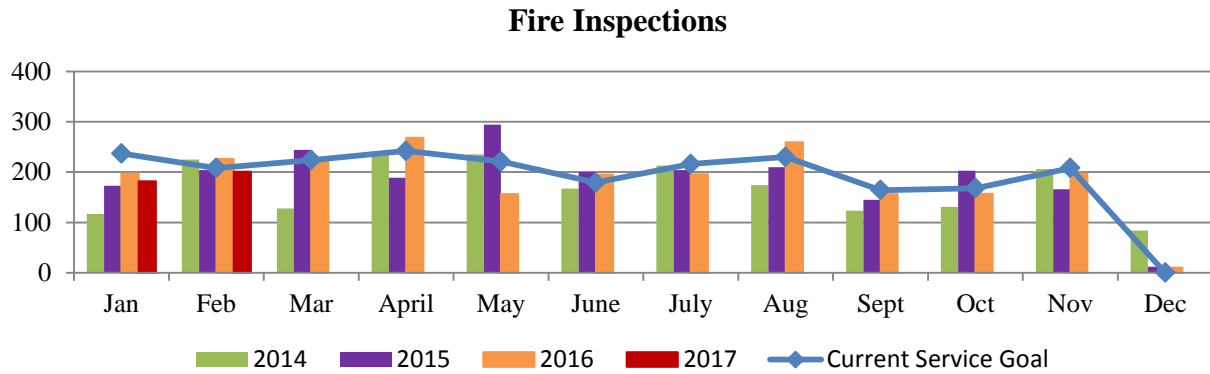
# Special Inspections	4 (Event Inspections, temporary structures, vacant structures)
Internal Report Reviews	0
Field Evaluations	0
Post Inspection Evaluations	0
Correspondence Distribution	1.9 days
Correspondence >7 days	0

Customer evaluations received = 62	Average score = 4.94
MAJOR Errors = 0	MINOR Errors = 0

Customer Evaluation Comments:

- *ALL of your inspectors are very courteous, professional and on time. (2)*
- *Inspections should be annual not every 6 months. (20)*
- *Mr. Buttala was very professional. (3)*
- *Peter introduced himself immediately upon entering the office.*
- *Inspector provided feedback.*
- *Charlie Russ was extremely courteous.*
- *Offer more Saturday inspections.*
- *Explained new fire extinguisher requirements. (2)*



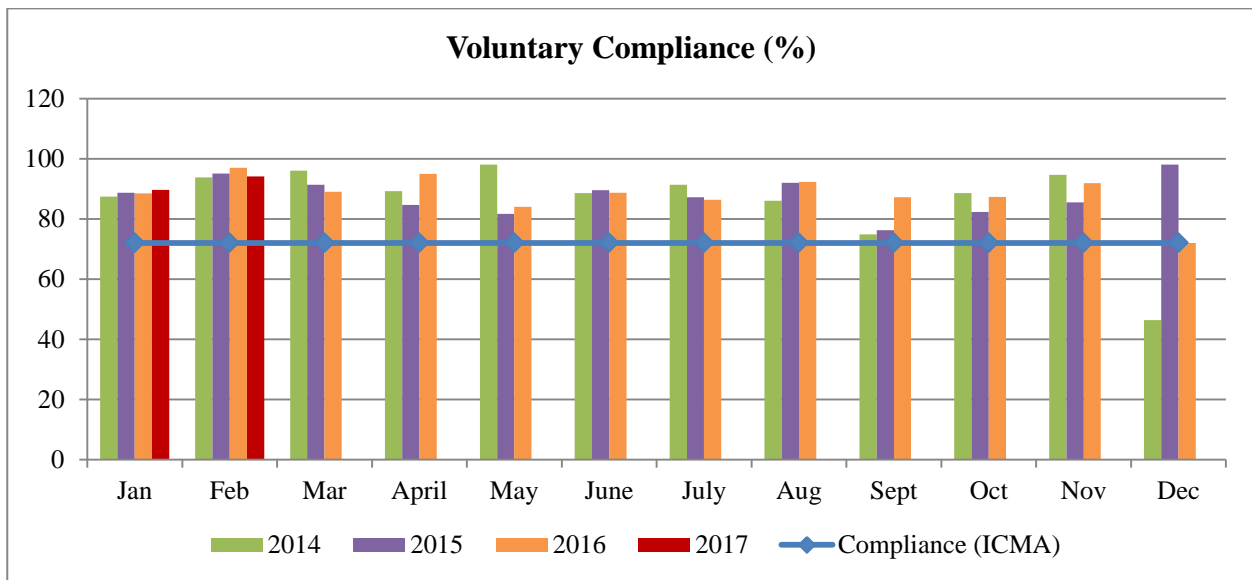
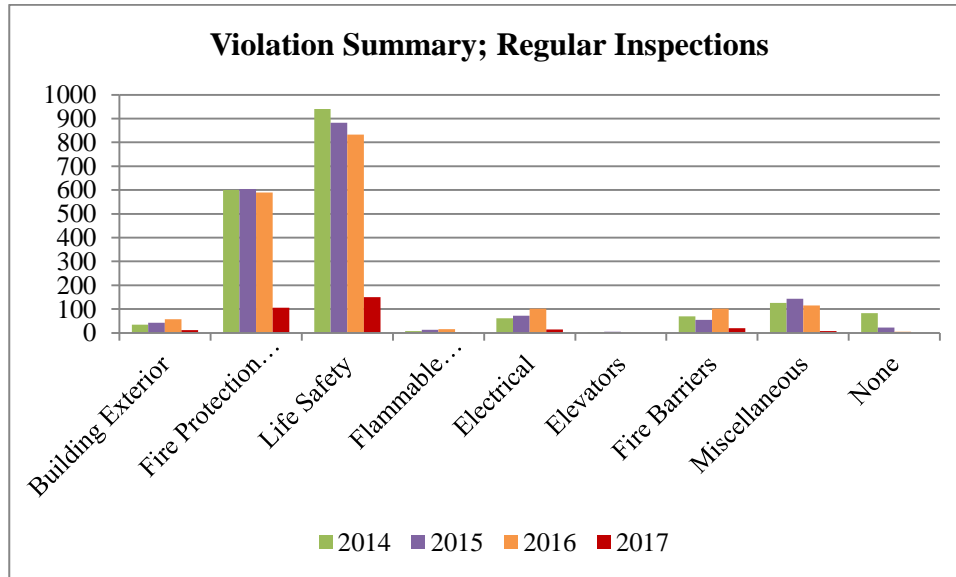


FIRE INSPECTIONS

- *Expected inspections for the month of February service goal = 208; actual 201.*
- *Total square footage inspected through February 28, 2017 = 3,608,676.*

FIRE INSPECTION VIOLATION SUMMARY

*5.9 % of all February inspections generated a citation to appear in court.
46.2% of all February inspections did not generate any violations.*



Fire Prevention is now tracking compliance of noted violations that are not scheduled for a court appearance. The Benchmark was established using ICMA's **FY2011Data Report, Chapter Code Enforcement**. The benchmark figure of 72.1% compliance was based on enforcement data gathered from community populations ranging from 25,000-100,000. Data excludes noted violations for upgrades to required fire protection systems as a result in property transactions/change of occupancy use.

PUBLIC EDUCATION/COMMUNITY OUTREACH

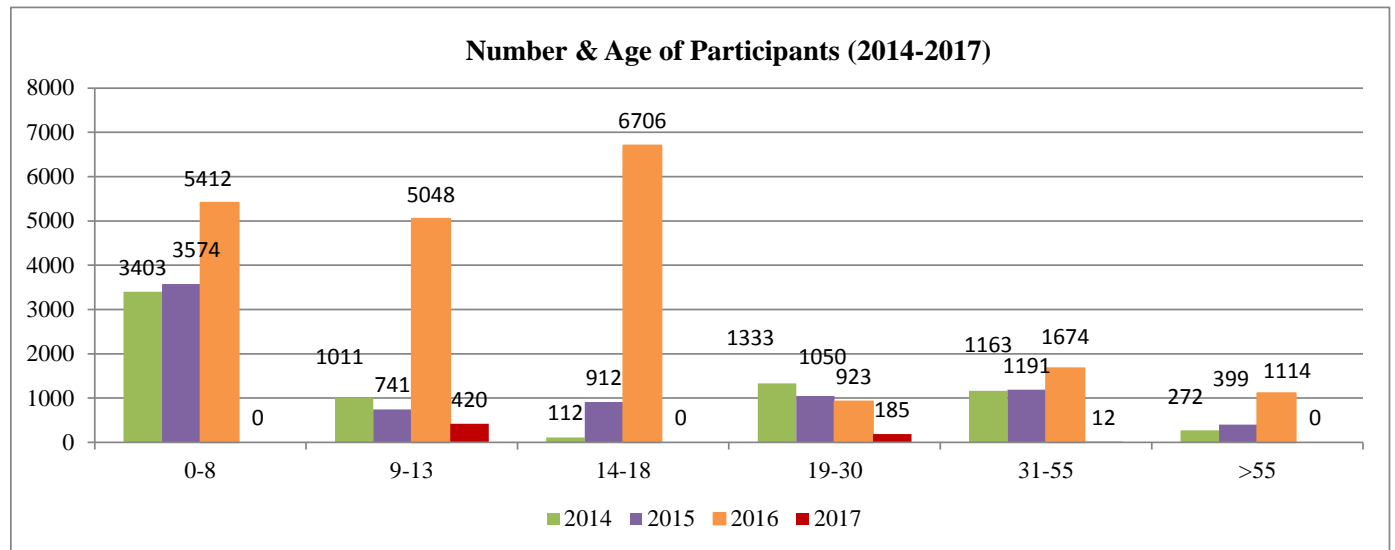
of Events **12**

of Attendees **476**

Customer evaluations received	0	Average score	0.00
-------------------------------	---	---------------	------

Customer Evaluation Comments:

- *“Very informative”.*
- *“It was a good class”.*
- Healthcare Provider CPR classes were conducted for the public and village employees.
- Attended one crime free housing meeting.
- School Visits (Third grade Program) were made to Millennium, Keller, Bannes, and McAuliffe Schools.
- The girl scouts from McAuliffe school had a station visit.



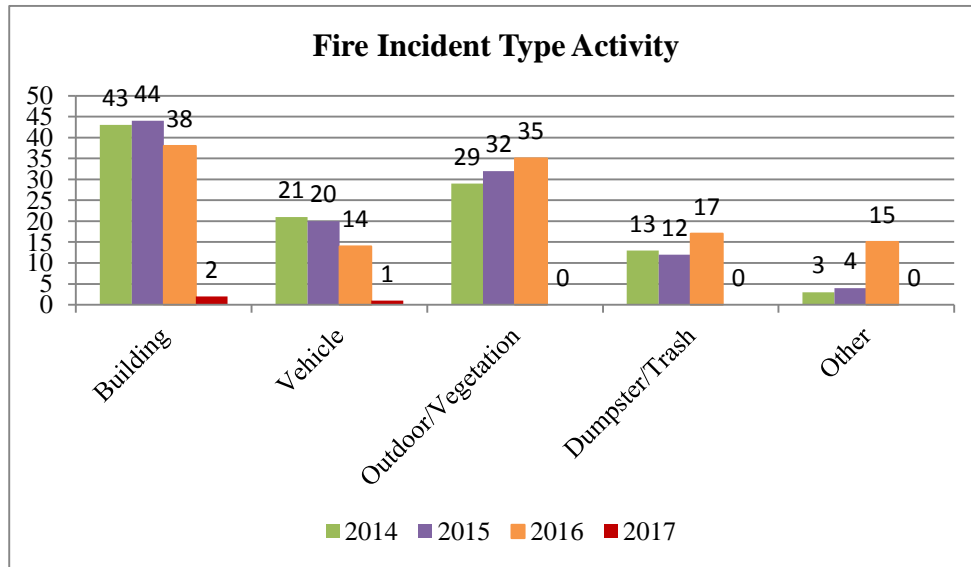
2017 TRAINING SUMMARY

Training hours accumulated through February 28th, 2017:

FI - Fire Inspection	56.75	FINV - Fire Investigations	198	FM - Fire Marshal	10
PE - Public Education	0	PR - Plan Reviews	4		

- January** Laura Rot attended 2-day EXCEL class.
 Riordan began OSFM CFO class.
 Lorendo, Buttala, and Marianovich attended Fire protection class in Alsip Local 281.
- February** Riordan attended OSFM CFO class.
 Lorendo attended a 6-hour ICC report writing class.
 Fire Investigators attended WCGCFITF Annual Conference at Local 17 Union Hall.

FIRE INVESTIGATIONS



Comments:

During February there were a total of 6 fires. They are as follows:

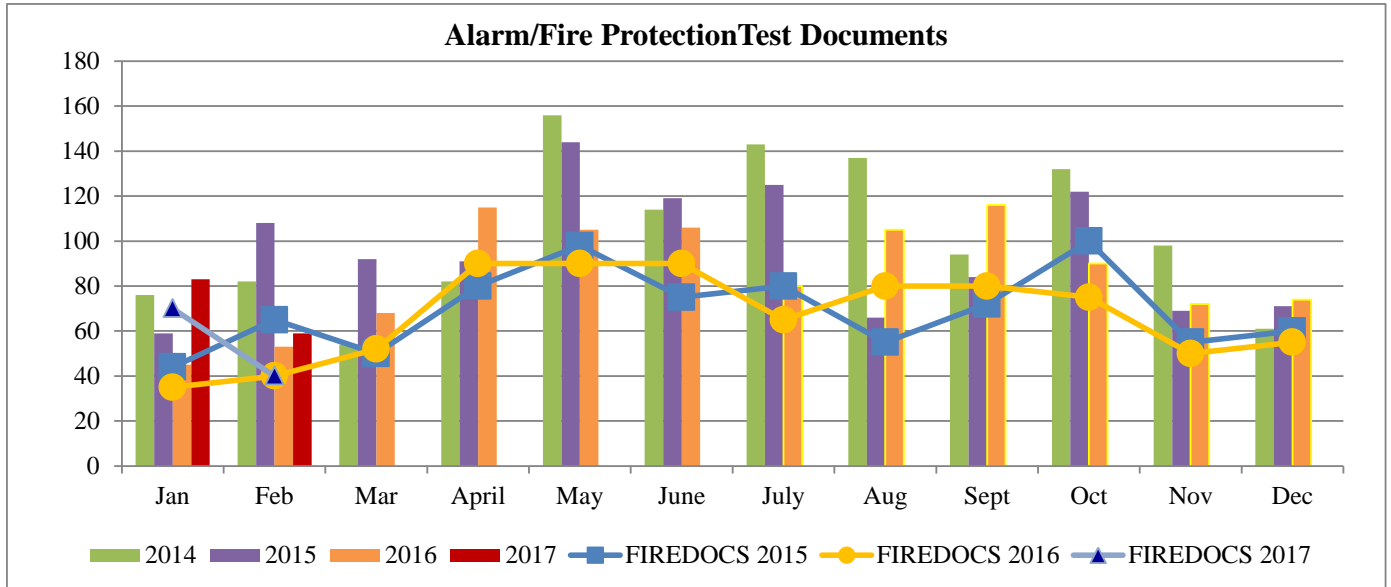
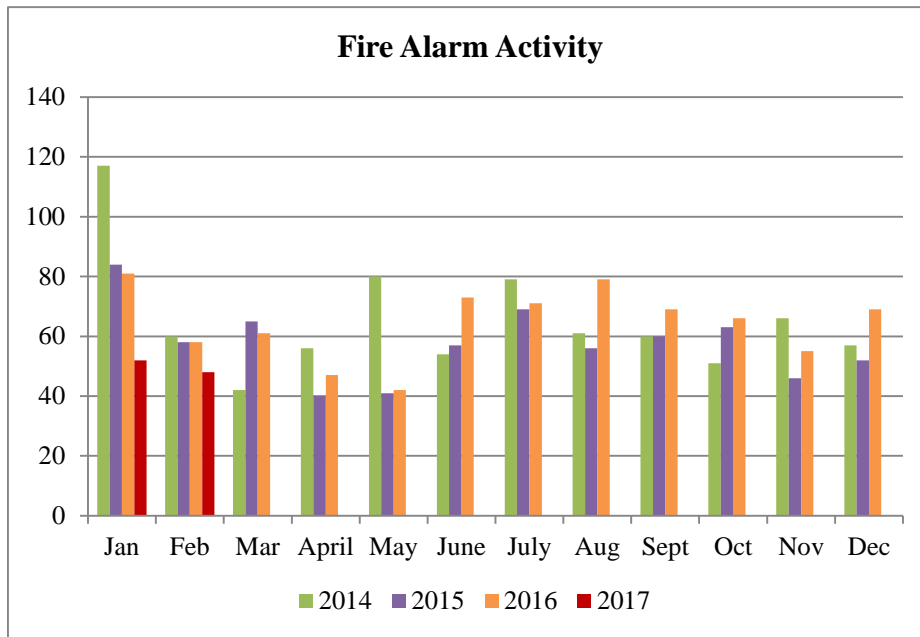
- *Structure Fire: 1*
- *Cooking Fire: 1*
- *Car Fire: 1*
- *Vegetation Fire: 2*
- *Trash Fire: 1*

Fire investigation in February: NONE

Dollar Loss Estimates:

- ***Buildings = \$52,000***
- ***Vehicles = \$4,000***

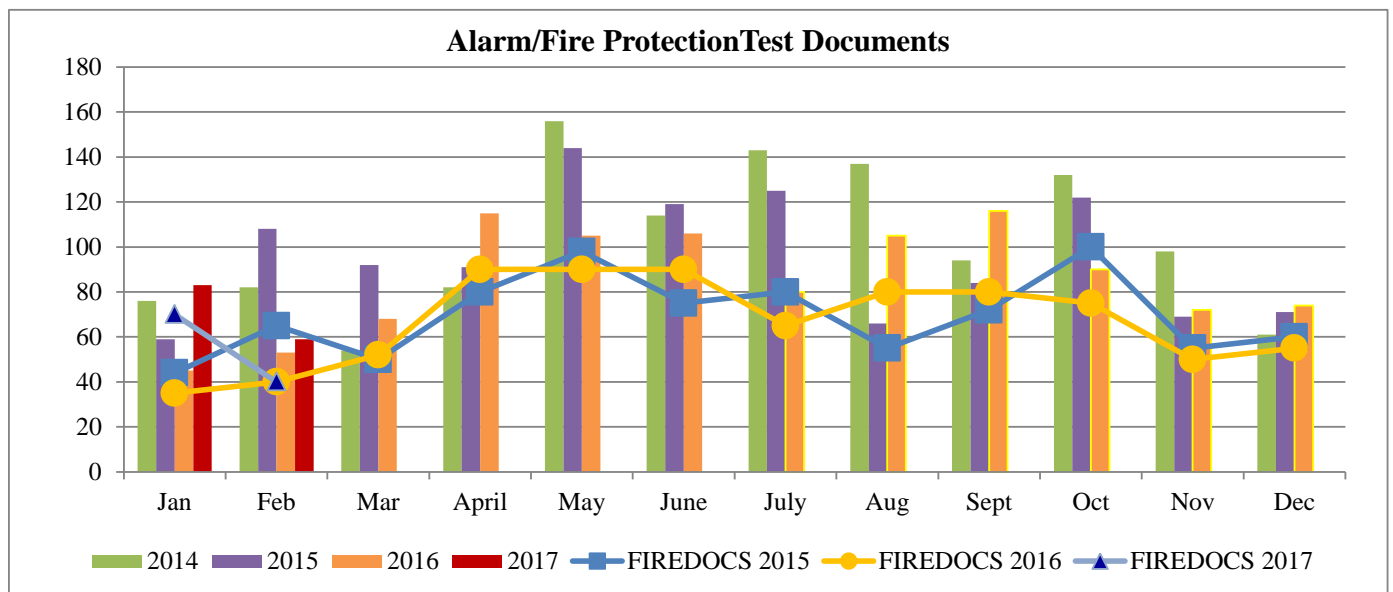
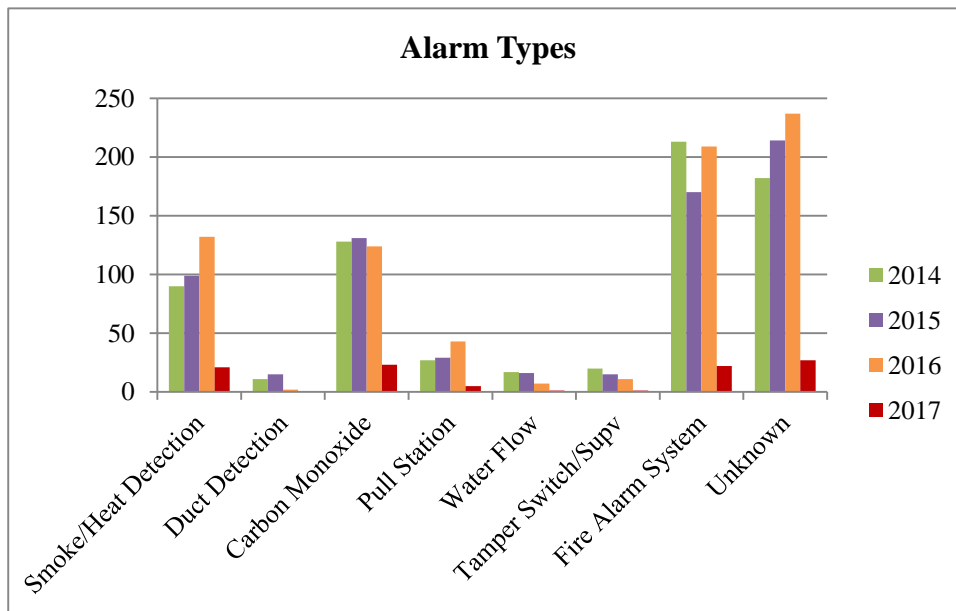
FIRE ALARM ACTIVATIONS



FIRE ALARM ACTIVATIONS; (cont.)

Number of Fire Department alarm responses:

- 48 Alarm responses.
- 5 carbon monoxide letters sent out.
- 63 alarm impairment visits.
- Radio transmitter Battery Service = **none**



CITIZEN COMPLAINTS

Number of complaints: 2

Summary:

A voicemail was sent to Fire Prevention regarding panic hardware not working on the North doors at 7901 159th Street. An inspection was made and it was found that the panic hardware could be adjusted, but were operable.

An inspection was made at 16855 Sayre Ave. This inspection was completed jointly with the Building Department. There was a complaint that the building was not up to code because it was an apartment building, not a single family residence. At the inspection it was a single family home and that there was no need for an inspection. At the time of inspection, comments were made that there is a requirement for Carbon Monoxide detection no more than 15 feet from any sleeping area and smoke detection on every floor and sleeping area per Illinois law. A follow-up is scheduled by the Building Department next month.